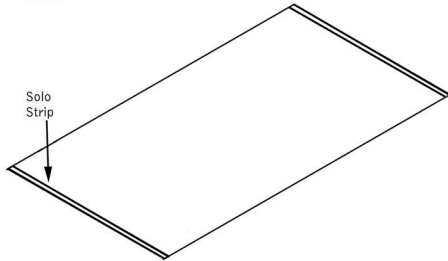


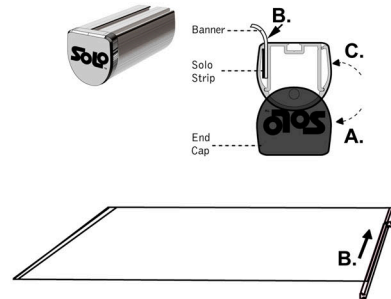
## BANNER REPLACEMENT

# 1



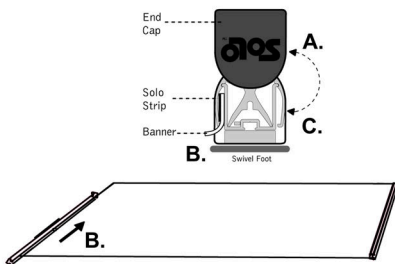
Unroll your new Solo Banner so the Solo strips are facing up.

# 2 TOP BAR



Swing open one end cap (A) on the top bar and slide the top edge of the new banner in with the graphic facing out (B). Close the cap (C) .

# 3 BASE BAR



Next, swing open one end cap (A) on the base bar and slide the bottom edge of the new banner in with the graphic facing out (B). Close the cap (C) .

# 4 SET UP

